

**AVERAGE AMOUNTS OF EMISSIONS
and
AMOUNT OF NUCLEAR WASTE
per 1,000 kilowatt-hours (kWh) PRODUCED
from KNOWN¹ Sources serving
Illinois customers for the
12 months ending March 31, 2020**

Carbon dioxide	1,446.04 lbs
Nitrogen oxides	1.18 lbs
Sulfur dioxide	1.80 lbs
High-level nuclear waste	0.004 lbs
Low-level nuclear waste	0.0004 ft ³

FOOTNOTE

(1) 49.30% of the total electricity supplied was purchased from other suppliers. The amounts of emissions and amount of nuclear waste attributable to producing this electricity is not known and is not included in this table.

Additional information on companies selling electrical power in Illinois may be found at the Illinois Commerce Commission's World Wide Web site (www.icc.state.il.us).

If you are a residential customer and have questions regarding this information, call MidAmerican Energy at 888-427-5632.

If you are a commercial customer and have questions regarding this information, call MidAmerican Energy at 800-329-6261.

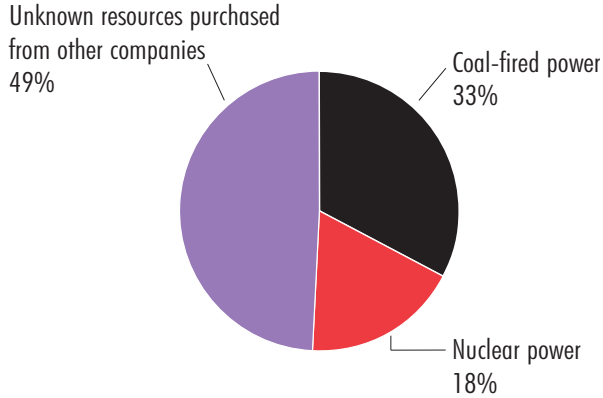
The disclosure of this information is required under Section 16-127 of the Electric Service Customer Choice and Rate Relief Law of 1997 and the rules of the Illinois Commerce Commission, 83 Ill. Adm. Code 421.

07/01/20

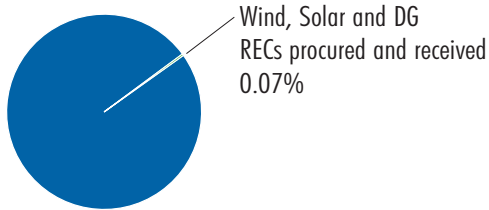
Electricity Sources and Emissions



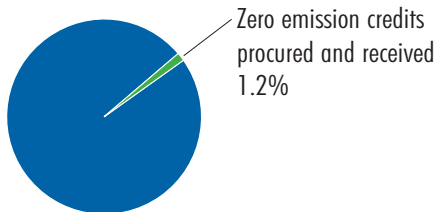
Sources of Electricity Supplied to Illinois Customers for the 12 Months Ending March 31, 2020



Renewable Energy Resources Procured and Received for the 12 Months Ending March 31, 2020



Zero Emission Credits Procured and Received for the 12 Months Ending March 31, 2020



Sources of Electricity Supplied to Illinois Customers for the 12 Months Ending March 31, 2020	Percentage of Total
Biomass power	0%
Coal-fired power	33%
Hydro power	0%
Natural gas-fired power	0%
Nuclear power	18%
Oil-fired power	0%
Solar power	0%
Wind power	0%
Other resources	0%
Unknown resources purchased from other companies	49%
TOTAL	100%

Renewable Energy Resources Procured and Received for the 12 Months Ending March 31, 2020	Percentage to Total Retail Sales
Wind RECs procured and received	0.04%
Solar RECs procured and received	0.03%
DG RECs procured and received	0.00%

Zero Emission Credits Procured and Received for the 12 Months Ending March 31, 2020	Percentage to Total Retail Sales
Zero emission credits procured and received	1.2%

The information reported is calculated on an Illinois-only basis.